

ImageRight 7.1 Client Feature Comparison















Below is a list comparing what functionality is available in the new ImageRight 7.1 Client vs the ImageRight Desktop Client.

The ImageRight 7.1 Client is recommended for users who need to work with content, process tasks, and use distribution capabilities. Items labeled "Roadmap" are to be released in future version updates and feature packs.

If you have any questions, please contact your Account Manager for assistance.

Area	Capability	ImageRight 7.1 Client	Desktop Client
Adding Content	Print content from outside ImageRight to an ImageRight file	✓	✓
	Microsoft Add-Ins for Word, Excel, Outlook to directly into ImageRight without leaving the Microsoft application	✓	✓
	Adobe Plug-In to import PDFs directly into ImageRight without leaving the Adobe application	✓	✓
	Attach Function – Add documents and pages from outside ImageRight to an ImageRight file in native format	✓	✓
	Drag and drop to Import Pane	Roadmap	✓
	Drag and drop directly to file tree	✓	✓
	Drag and drop emails from outlook and content on local workstations or share drives directly into File Tree	✓	✓
	Split multi-page PDFs – You can import as one PDF or can split so that every page is a single PDF	✓	✓
	Access content added through automatic methods (e.g. imports, scanners, email receiver)	✓	✓
	Redaction – The ability to redact sensitive information on existing documents	✓	✓
	Automatic Redaction Recognition	✓	No
	Import content into new document (Create new document as part of importing content)	✓	✓
	Refresh File Tree	✓	✓
Log a Phone Call with notes *	✓	No	

Opening Files	Search for file by File Number and Name	✓	✓
	Search for file by File Attributes*	✓	✓
	Search for folder by description in open file	✓	No
	Search for document by description in open file	✓	✓
	Search for page by description in open file	✓	No
	Advanced Search (search for folders by attribute, documents by doc date, etc.)	Roadmap	✓
	Have multiple files open at one time	✓	✓
	Access Related Files – quickly identify and open a file that has a relationship to another file you are working	✓	✓
	Setup Related Files manually	Roadmap	✓
	Document Filters – Filter out older content from loading and unfilter on demand.	✓	✓
	Create new permanent or temporary file - (e.g. vendor file within ImageRight)	Roadmap	✓
	Recent Files - Used to quickly open files that you worked with previously without performing a search	✓	✓
	File Favorites/Bookmarks – Used to create a list of files for quick reference	Roadmap	✓
	Chronological list of documents view (Ability to filter based on Document date, Received Date and Last Modified date)	✓	✓
	Open Customer or Policy in AMS360 from ImageRight	✓	✓
	Open Customer or Policy in Sagitta from ImageRight*	✓	No
Open Customer or Policy in BenefitPoint from ImageRight*	✓	No	
Link Documents to Activities in BenefitPoint from ImageRight*	✓	No	
Viewing/ Annotating	View images in the Image Viewer	✓	✓
	View and Scroll Thumbnails of multipage documents	✓	No
	Preview all pages of Office documents	✓	No
	View single pages	✓	✓
	View multi-page documents (TIFF, PDF, Office documents)	✓	✓
	Apply Annotations consecutively	Roadmap	✓

	View File Marks – used to indicate that a file requires special attention (e.g. review by legal department)	✓	✓
	Mark/Unmark Files manually	Roadmap	✓
	View Page Marks – Allows you to quickly navigate directly to an important page in a document	✓	✓
	Mark/Unmark pages	✓	✓
	Ability to view Date, Type, Description in file tree for documents	✓	✓
	Ability to send a link to any specific file, document, or page for collaboration (Copy Shortcut)	✓	No
	Turn on/off preview of Office files or PDFs	Roadmap	✓
	Compare documents	✓	✓
	Hide empty documents	✓	✓
	Hide empty folders	Roadmap	✓
Annotating Content	Global Annotations	Roadmap	✓
	Create and Use Private Annotations	Roadmap	✓
	Embedded Image 	Roadmap	✓
	Highlighter 	✓	✓
	Sticky Note 	✓	✓
	Sticky Note Editor	✓	✓
	Text Stamp 	✓	✓
	Typed Text ab 	✓	✓
	Pinned Text Stamp 	Roadmap	✓
	Straight Line 	Roadmap	✓
	Hollow Rectangle	Roadmap	✓
	Hollow Ellipse	No	✓
	Arrow 	✓	✓
	Filled Ellipse 	No	✓
	Freehand Line 	No	✓
	Filled Rectangle 	Roadmap	✓
	Filled Polygon 	No	✓
	Hollow Polygon 	No	✓
	Polyline 	No	✓

Moving / Editing Content	Move/copy documents within files	✓	✓
	Move/copy documents from one file to another	✓	✓
	Move/copy pages between documents	✓	✓
	Update document and page description	✓	✓
	Add file and folder notes – Add notes to a file or folder in order to maintain a virtual record of the related activity	✓	✓
	Drag and drop within file tree to move documents and pages	✓	✓
	Reorder pages in document	✓	✓
	Delete pages	✓	✓
	Delete document*	✓	✓
	Delete folder	Roadmap	✓
	Restore deleted page, document, folder	Roadmap	✓
	Edit file, folder document types and attributes (i.e. criteria that can be evaluated in the workflow process)	✓	✓
	Show/promote page version – Display earlier versions of page with the ability to promote an older version of a page to the current version*	✓	✓
	Save changes to Office files without closing the file	✓	No
	Edit PDF, Office documents in external application	✓	✓
	Edit multiple page descriptions at one time	✓	No
Edit PDFs externally with 3 rd party apps other than Adobe	Roadmap	✓	
Sending Content out of ImageRight	Create email subject templates using File Information	Roadmap	✓
	Email or print content out of ImageRight	✓	✓
	Send either original or annotated copy of a document	✓	✓
	View & Reply to email directly from Image Viewer	✓	✓
	Complex packaging of documents for distribution	✓	✓
	Send to InsurLink	Roadmap	✓
	Drop a copy of email in file tree - MSG format, Native, PDF	✓	✓
	Drag documents, pages outside of ImageRight (including attachments from native emails)*	✓	✓

To-Do List	Search and filter tasks based on workflow, step, and assignment	✓	✓
	Access tasks that are: assigned to you, unassigned, assigned to a group that you belong to, assigned to a buddy	✓	✓
	Admin mode	Roadmap	✓
	Sort tasks by priority and date	✓	✓
	Filter to do list based on attribute criteria	✓	✓
	Browse Image – Select a task in the To-Do list and an image related to the task will display in the Image Viewer	✓	✓
	View Task Notes without opening the task	✓	No
	Reply to native Email from To Do List	Roadmap	✓
Processing Work	Lock a task so only one user can work a task at a time	✓	✓
	Reassign or reschedule a task	✓	✓
	Change the priority of a task	✓	✓
	Release task when work is complete to move task to next step in workflow	✓	✓
	Create new task when importing content	✓	✓
	Set/Change Task Target	✓	✓
	Add/edit diaries (personal reminders)	✓	✓
	Indexing Tasks	Roadmap	✓
	Auto Process Tasks	✓	✓
	Completed items and history	Roadmap	✓
	Workflow favorites (Workflow, step)	Roadmap	✓
	Quick Route	Roadmap	✓
	Create New Task using shortcut*	✓	✓
	Create New Task on existing item	✓	✓
	Task Notes	✓	✓
Processing Work in an open file	Sort tasks by priority, assignment, available date, flow, step to easily understand work in large files with many tasks	✓	No
	Search tasks within an open file to find specific work items	✓	No
Interactive Forms	XAML / HTML forms	Roadmap	✓

Customization	Preference Customization (configure toolbar, information pane, file tree expansion, viewer defaults, etc.)	Roadmap	✓
Administration Functions	Drag & Drop to file tree (Split Option setting for PDF)	✓	✓
	Global & Private Descriptions (Document and Pages)	Roadmap	✓
	Policy Profiles	Roadmap	✓

This feature comparison is accurate as of the ImageRight 7.1 release.